



### District Report Card: 2017


|                     |                          |
|---------------------|--------------------------|
| <b>State:</b> Assam | <b>District:</b> Nalbari |
| <b>Class:</b> 5     | <b>Subject:</b> EVS      |
| <b>Schools:</b> 55  | <b>Students:</b> 774     |


### Participation/Coverage


#### Students

|  |        |  |       |  |        |  |       |  |
|--|--------|--|-------|--|--------|--|-------|--|
| <div>GENDER</div> <div></div> | Boys   |  |       |  | Girls  |  |       |  |
|  | Number |  | %     |  | Number |  | %     |  |
|  | 385    |  | 49.74 |  | 389    |  | 50.26 |  |

|   |        |  |       |  |        |  |       |  |
|---|--------|--|-------|--|--------|--|-------|--|
| <div>AREA</div> <div></div> | Rural  |  |       |  | Urban  |  |       |  |
|   | Number |  | %     |  | Number |  | %     |  |
|   | 687    |  | 88.76 |  | 87     |  | 11.24 |  |

|  |        |       |        |      |        |      |        |       |
|--|--------|-------|--------|------|--------|------|--------|-------|
| <div>CATEGORY</div> <div></div> | SC     |       | ST     |      | OBC    |      | GEN    |       |
|  | Number | %     | Number | %    | Number | %    | Number | %     |
|  | 83     | 10.72 | 7      | 0.90 | 59     | 7.62 | 625    | 80.75 |

|  |    |    |    |      |    |     |
|--|----|----|----|------|----|-----|
| <div>CWSN</div> <div></div> | LD | VI | HI | S&LD | ID | Oth |
|  | 2  | 0  | 0  | 1    | 0  | 0   |

|  |            |  |       |                  |  |       |
|--|------------|--|-------|------------------|--|-------|
| <div>Management</div> <div></div> | Government |  |       | Government-aided |  |       |
|  | Number     |  | %     | Number           |  | %     |
|  | 682        |  | 88.11 | 92               |  | 11.89 |

### Average Performance of Students in EVS (%)

| Overall      | Gender       |              | Area         |              | Management   |              | Social Group |              |              |              |
|--------------|--------------|--------------|--------------|--------------|--------------|--------------|--------------|--------------|--------------|--------------|
|              | Male         | Female       | Rural        | Urban        | Govt.        | Aided        | SC           | ST           | OBC          | GEN          |
| <b>62.74</b> | <b>63.34</b> | <b>62.14</b> | <b>62.86</b> | <b>61.76</b> | <b>63.54</b> | <b>56.81</b> | <b>61.29</b> | <b>59.05</b> | <b>63.16</b> | <b>62.93</b> |

## Performance on Learning Outcomes (LOs)

| Learning Outcomes | Description   | Average Performance(%) |
|-------------------|---|------------------------|
| E403              | Identifies relationship with and among family members in extended family  | 71.06                  |
| E410              | Records observations/experiences/information for objects, activities, phenomena, places visited in different ways and predicts patterns and activities/ phenomena   | 73.64                  |
| E501              | Explains the super senses and unusual features (sight, smell, hear, sleep, sound, etc.) of animals and their responses to light, sound, food etc.   | 52.71                  |
| E503              | Describes the interdependence among animals, plants and humans  | 69.51                  |
| E504              | Explains the role and functions of different institutions in daily life (Bank, Panchayat, cooperatives, police station, etc.)   | 72.16                  |
| E505              | Establishes linkages among terrain, climate, resources (food, water, shelter, livelihood) and cultural life. (e.g. life in distant/difficult areas like hot/cold deserts)   | 13.95                  |
| E506              | Groups objects, materials, activities for features/properties such as shape, taste, color , texture, sound, traits etc.   | 50.90                  |
| E507              | Traces the changes in practices, customs, techniques of past and present through coins, paintings, monuments, museum etc. and interacting with elders   | 40.05                  |
| E508              | Guesses (properties, conditions of phenomena), estimates spatial quantities (distance, area, volume, weight etc. ) and time in simple standard units and verifies using simple tools/set ups  | 59.02                  |
| E509              | Records observations/experiences/information in an organized manner (e.g. in tables/ sketches/ bar graphs/ pie charts) and predicts patterns in activities/phenomena (e.g. floating, sinking, mixing, evaporation , germination , spoilage) to establish relation between cause and effect. | 65.30                  |
| E510              | Identifies signs, directions, location of different objects/landmarks of a locality /place visited in maps and predicts directions w.r.t. positions at different places for a location  | 67.96                  |
| E512              | Voices opinions on issues observed/experienced and relates practices /happenings to larger issues of society  | 67.18                  |
| E513              | Suggests ways for hygiene, health, managing waste, disaster/emergency situations and protecting/saving resources  | 70.71                  |

| Range of Performance of Students who Answered Correctly |      |           |       |           |       |           |       |
|---|------|-----------|-------|-----------|-------|-----------|-------|
| Below 30%   |      | 30% - 50% |       | 50% - 75% |       | Above 75% |       |
| Number  | %    | Number    | %     | Number    | %     | Number    | %     |
| 42  | 5.43 | 158       | 20.41 | 370       | 47.80 | 204       | 26.36 |

## Lowest Performing Learning Outcomes (LOs)

1 - Establishes linkages among terrain, climate, resources (food, water, shelter, livelihood) and cultural life. (e.g. life in distant/difficult areas like hot/cold deserts) (13.95)

2 - Traces the changes in practices, customs, techniques of past and present through coins, paintings, monuments, museum etc. and interacting with elders (40.05)

3 - Groups objects, materials, activities for features/properties such as shape, taste, color , texture, sound, traits etc. (50.90)

4 - Explains the super senses and unusual features (sight, smell, hear, sleep, sound, etc.) of animals and their responses to light, sound, food etc. (52.71)

5 - Guesses (properties, conditions of phenomena), estimates spatial quantities (distance, area, volume, weight etc. ) and time in simple standard units and verifies using simple tools/set ups (59.02)